

Microbiology Stool Testing





Workday # 33399

COLLECT AND SEND ALL 3 CONTAINERS FOR ANY STOOL TESTING ORDERED



OR

HOW TO USE STOOL COLLECTION SYSTEM:

	<p>1. Fill container labeled EMPTY Vial to the fill line indicated on container using spork attached to cap.</p>
	<p>2. Fill container labeled SAF to the fill line indicated on container using spork attached to cap.</p>
 <p style="text-align: center;">or</p>	<p>3. Fill container labeled Cary Blair to the fill line indicated on container using spork attached to cap.</p>
	<p>4. Apply patient barcode label to all containers.</p>
	<p>5. Tightly close all three containers and return to bag. Seal bag.</p>

NOTE: IF AMOUNT OF STOOL IS INADEQUATE TO FILL ALL CONTAINERS, FILL IN THE FOLLOWING ORDER:

- 1. WHITE* → 2. YELLOW → 3. GREEN/ORANGE**
 IF DELAY IN TRANSPORT REFRIGERATE 2° - 8° C UP TO 5 DAYS*