




Dermatology Sample Collection for Skin, Hair and Nails

Order:	Dermatophyte Screen, Fungus Culture	Dermatophyte Screen, Fungus Culture	
Specimen:	<p style="text-align: center;">Skin</p> <p style="text-align: center;">(Vigorously swab area)</p>	<p style="text-align: center;">Hair</p> <p style="text-align: center;">Nail</p>	
Collection Container:	<p style="text-align: center;">Aerobic/Anaerobic Transport System (Eswab) Workday # 78</p> <div style="text-align: center;">  </div>	<p style="text-align: center;">Sterile Container Workday # 93</p> <div style="text-align: center;">  </div>	<p style="text-align: center;">Sterile Red Top Vacutainer Workday # 86</p> <div style="text-align: center;">  </div>

Candida species will **NOT** be detected by this culture. This culture is intended to diagnose common causes of dermatomycosis caused by dermatophytes, Fusarium, Scopulariopsis, and others.

This is not all inclusive refer to VCU Pathology Catalog or call Pathology Client Services 8-PATH